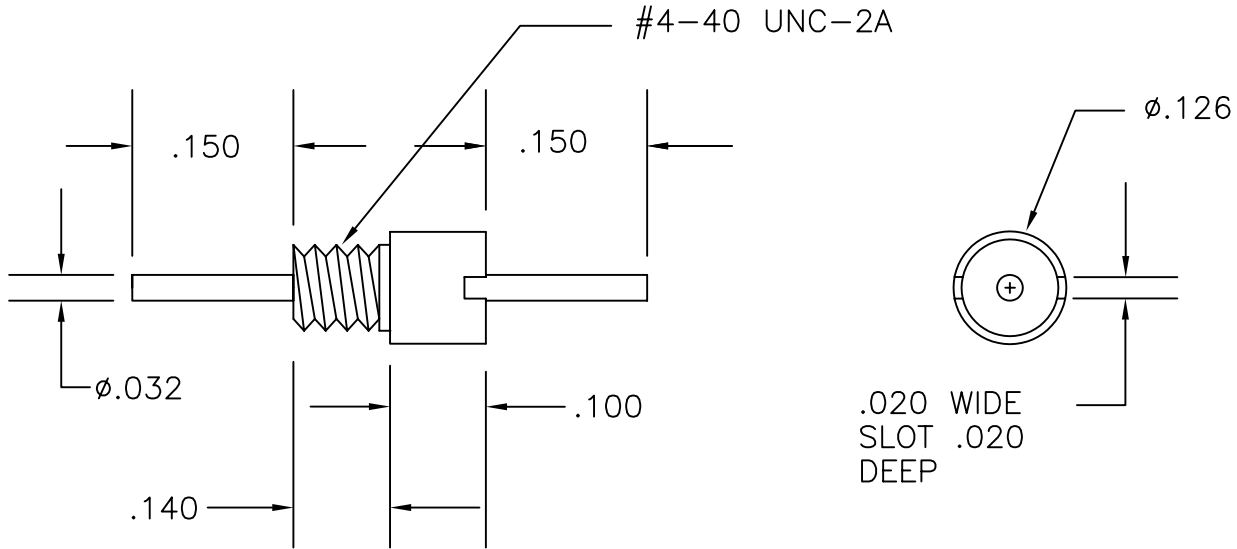


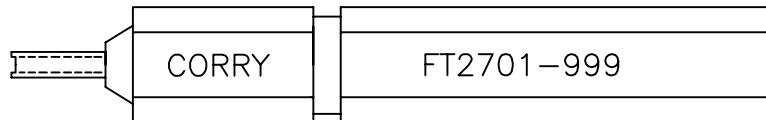
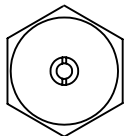
THIS IS A CAD DRAWING - DO NOT MAKE MANUAL CHANGES TO IT.  
PROPERTY OF CMI - DO NOT COPY OR DISTRIBUTE WITHOUT PERMISSION.



CMI Part Number	Cap (PF)	Tolerance	Voltage	Current
FT27-01-000	10	MAX	100vdc	10A
FT27-01-101P	100	+100/-0%	100vdc	10A
FT27-01-501P	500	+100/-0%	100vdc	10A
FT27-01-102P	1,000	+100/-0%	100vdc	10A
FT27-01-302P	3,000	+100/-0%	100vdc	10A
FT27-01-502P	5,000	+100/-0%	100vdc	10A
FT27-01-103P	10,000	+100/-0%	100vdc	10A

Notes:

1. LEADS: COPPER ALLOY, GOLD PLATED.
2. BUSHING: CRS, GOLD PLATED.
3. MOUNTING TORQUE: 32 IN-OZ MAX.
4. RECOMMENDED SOLDER CONNECTIONS: 230° FOR 5-7 SECONDS.
5. OPERATING TEMPERATURE RANGE: -55°C TO +125°C.
6. SPANNER MOUNTING TOOL P/N FT27-01-999 SHOWN BELOW:



DATE	C.O.	REV																
9/11/03	-	A																

UNLESS OTHERWISE NOTED  
ALL DIMENSIONS ARE IN INCHES  
GENERAL TOLERANCES  
UNLESS OTHERWISE SPECIFIED  
DECIMAL: ± .005  
ANGLES: ± 1°  
CAGE CODE  
15717



One Plastics Rd - Corry, PA 16407  
(814) 664-7728 FAX (814) 664-4582  
www.CORMIC.com

Dwg By: RPS Date: 9/11/03 Chk'd By:  
Scale: NONE  
#4-40 SPANNER FEEDTHROUGH  
FT27-01-XXXX